



DESIGNED TO WORK LIKE A CHARM

S-7800 PATIO DOOR

All-PVC frame with mechanical sash



BUILT TO LAST

These doors deliver unrivaled durability and robustness thanks to their 100% PVC ultra-rigid frame.

- Multichamber PVC frame, 4 9/16"
- Multichamber PVC sash
- Multiple weatherstripping to eliminate air infiltration
- Steel reinforcements in the most heavily used parts
- 1-point mortise lock
- Hidden sash stoppers for aesthetic appeal





UNEQUALLED ENERGY EFFICIENCY

P.H. Tech patio doors are designed to meet the highest and latest Canadian performance standards in terms of energy efficiency.

- Highly energy-efficient double glazing: non-conductive spacer, low-E coating, and argon gas to maximize the energy rating (ER) of your patio door
- Design that allows for 1"-thick double or triple glazing
- Profiles designed to significantly reduce the risk of condensation



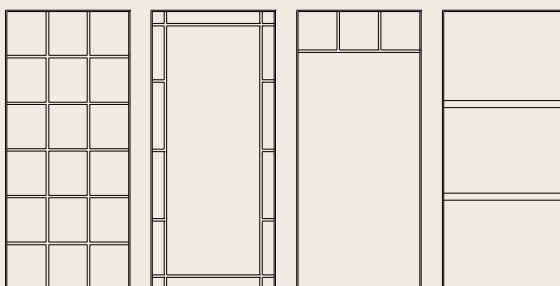
OPTIONS

- Low-E double or triple glazing
- Bronze tinted glass
- Mini-blinds between the glass available on doors 5', 6', 9' and 12' wide
- Brickmolds



DECORATIVE GRILLES

- Rectangular 1/4" and 1/4" x 1"
- Georgian 5/16" x 5/8", 5/16" x 1" and 1 3/4"
- Standard configurations: Regular (3 x 6), Prairie (3 x 5), Partial (3 x 1) or G45 (1 x 3)
- On request: non-standard configurations and tubular grids in white, brass, lead or pewter



Regular

Prairie


Partial

G45

UNPRECEDENTED RELIABILITY

Our doors are designed to ensure the operating sashes slide quietly, smoothly and effortlessly, year after year.

How do we measure carefree operation? With over a million doors sold throughout America.



Patented tandem wheels in ultra-durable nylon leave no marks on the rail and provide smoothness of operation.

Our doors withstood 119,000 test cycles without failure, carrying a 165 lb. sash—the equivalent of over 30 years of constant use!

100% aluminum raised rail protects the wheels from damage or jamming caused by dirt and debris.



THE EASIEST-OPENING DOOR IN ITS CATEGORY

Try the test yourself: you can open it with just your fingertips!

ADDITIONAL SECURITY

- Foot lock
- Security bar



- Two-point mortise lock



CUSTOMIZE YOUR PATIO DOOR

Choose from a wide range of options and accessories.

STANDARD COLOURS



Blue white




Cream white



Beige

OPTIONAL EXTERIOR COLOURS

Select from our 30 standard colours available. Ask to see the colour samples.



Black



Grey



Commercial brown

HANDLES

Easy-to-grip rounded handles. With or without key. Available in various finishes.



Bright chrome



Brushed chrome



Brass



Black nickel



White



Black



Wood

DOUBLENATURE[®], THE BEST OF BOTH WORLDS!

A warm and realistic stained wood grain finish that can be applied both inside and out and requires no maintenance.



Available in the second half of 2015

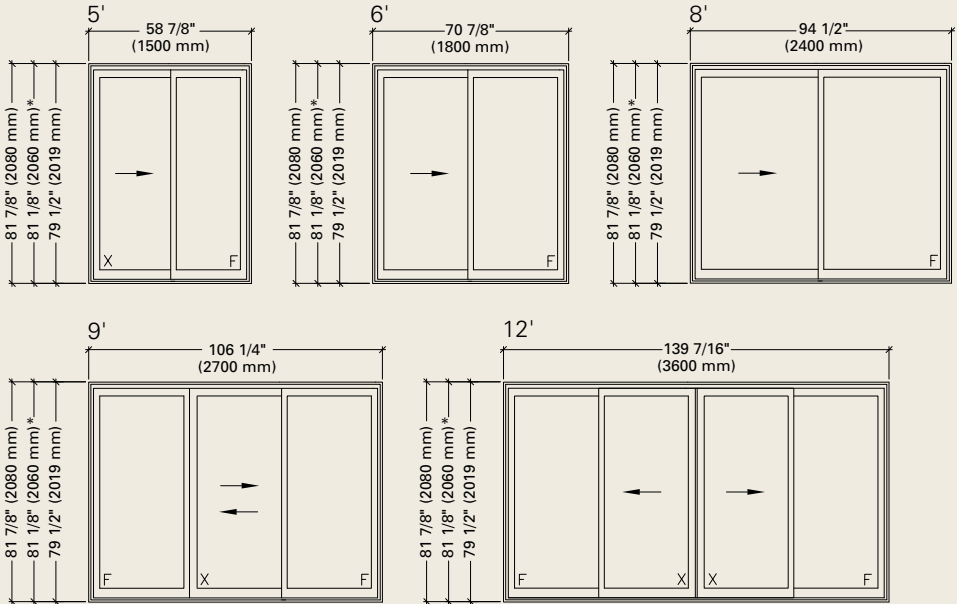
SIMPLY AUTHENTIC WOOD INTERIOR

A real solid wood interior allowing you to coordinate the interior décor of your home.



CONFIGURATIONS

Available in 2-panel, 3-panel, and 4-panel configurations.



Other configurations and custom sizes available.

*81 1/8" (2060 mm) available in blue white vinyl only.

PANORAMIC MULLING

Transom or sidelites available.



SCREENS

- Rolled steel
- Aluminum, with patented spring-loaded rollers for durability and ease of operation
- Will not skip or jump off the track
- Can be removed without tools



Patented spring-loaded suspension system

PERFORMANCE

ENERGY PERFORMANCE

Glass package	U-factor (W/m ² K)	U-factor (Btu/h pi ² °F)	Solar heat gain (SHGC)	Visual transmission	Energy rating (ER)	Zone
Double, low-e argon, 1", Warm-Edge spacer	1.76	0.31	0.55	0.60	33	2
Triple, low-e double argon, Warm-Edge spacer	1.31	0.23	0.43	0.53	36	3

WATER-AIR-STRUCTURE PERFORMANCE

Dimensions	Harmonized standard	Performance
1800 mm x 2080 mm 72" x 82"	AAMA/WDMA/CSA 101/I.S.2/A440-08	R-PG60-SD

WARRANTIES

P.H. Tech provides the following warranties:

PVC PROFILES

20

YEAR WARRANTY

ENERGY-EFFICIENT SEALED UNITS

15

YEAR WARRANTY

HARDWARE

1

YEAR WARRANTY

